



Rocky Mountain Metals, Inc

Submittal Package



*Rocky Mountain Metals, Inc.*

140 Coal St. , Raton, NM 87740

Phone: 575-445-2756

Fax: 575-445-2804

**Submittal Package  
Custom Hollow Metal Doors, Frames and Windows**

**DATE:**

**PROJECT:**

**LOCATION:**

**CONTRACTOR:**

**QUANTITY:**

**FINISH:**

**PRIMED**

**ENGINEERED BY:**

**REMARKS:**

---

---

---

---

**RMMI JOB #**

ROCKY MOUNTAIN METALS, INC

SCHEDULE SHEET

LINE # REMARKS


DOORS

ACTUAL WIDTH	ACTUAL HEIGHT	UNDERCUT	UL LABEL	SIZE & TYPE	THICKNESS	SWINGS	RMM. NO

FRAMES

ELEVATION	SECTION TYPE	SECTION WIDTH	FRM. GAUGE	OUT -TO-OUT DIMENSIONS WIDTH	OUT -TO-OUT DIMENSIONS HEIGHT	UL TAG	HDW GROUP

WALL ANCH

QUANTITY	TYPE

BUTTS

HARDWARE SET	PAIRS	H. SET-UP	SIZE

HARDWARE

LOCK OR PANIC	STRIKE	BOLTS	CLOSERS	HOLDERS

RMMI Submittal Package 8.4.17

JOB

PAGE



## Hollow Metal Frames

### A full line of standard and custom frames:

- Standard door frames, fully or face welded, optional with Hospital stops
- Window frames
- Sidelights
- Standard, window and sidelight frames can be supplied lead lined
- Knock down (KD) frames for welding
- Dry wall knock down (KD frames)
- Custom frames
- Pocket Frames
- Double Egress Frames

### Manufacturing Tolerances for Frames

Frames for single door or pair of doors:

Width, measured between rabbets at the head; nominal opening width  $+1/18'' - 1/32''$

Height (total length of jamb rabbet): nominal opening height  $\pm 3/64''$

RMMI Submittal Package 8.4.17

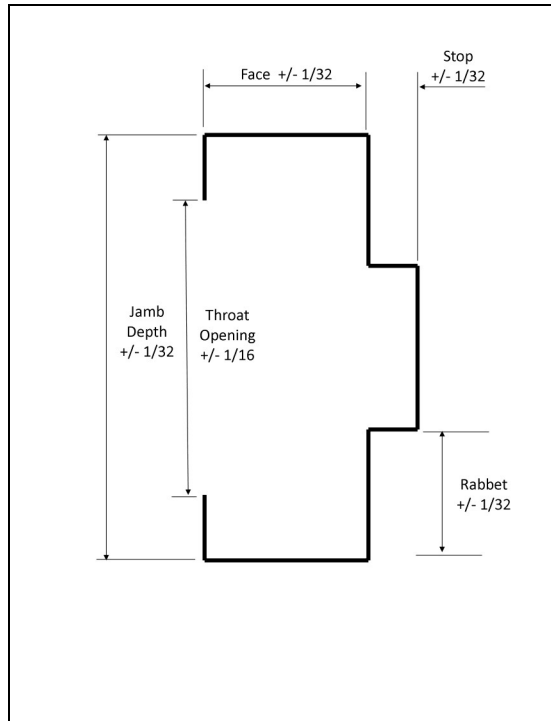
Frames overlapping walls to have throat dimension  $1/8''$  greater than dimensioned wall thickness to accommodate irregularities in wall construction.

### Standard Frame Details

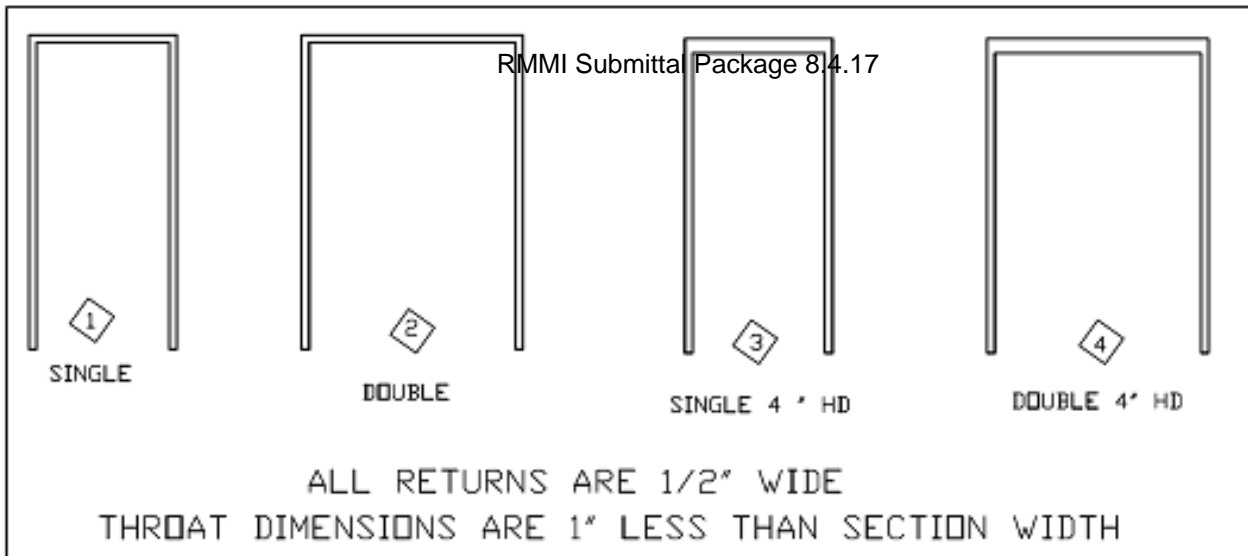
- All miters are die cut to permit close tolerances. Inside perimeter of stop and face trim joints are welded, exposed welds are finished smooth.
- 12 Gauge surface closure reinforcing. Mortising and reinforcing as required by assigned closure template.
- 12 Gauge—strike reinforcing, drilling and tapping to template.
- 7 Gauge— $1\ 1/4'' \times 10''$  joggled hinge reinforcing. Drilled and tapped per template.
- 16 Gauge wall anchors are designed to suit wall conditions. Counter sinks with angle spacer behind frame provided for anchorage (all bolts by others)
- 14 Gauge floor anchors. Type K unless noted otherwise)
- Frames are mortised reinforced. Cut out and beveled to insure proper operation with assigned hardware.
- All frames 1 piece welded construction unless noted otherwise.
- All frames punched for silencers: 3@ singles, 2@ doubles (silencers by others)
- Removable glazing stops to be  $11/16''$  typical.  $1/16''$  caulking space each side of glass shall be allowed unless otherwise requested by the contractor.
- Standard stops are  $11/16''$

RMMI General Frame Info, standard frame elevations/sections & anchors 4.20.17 p. 1

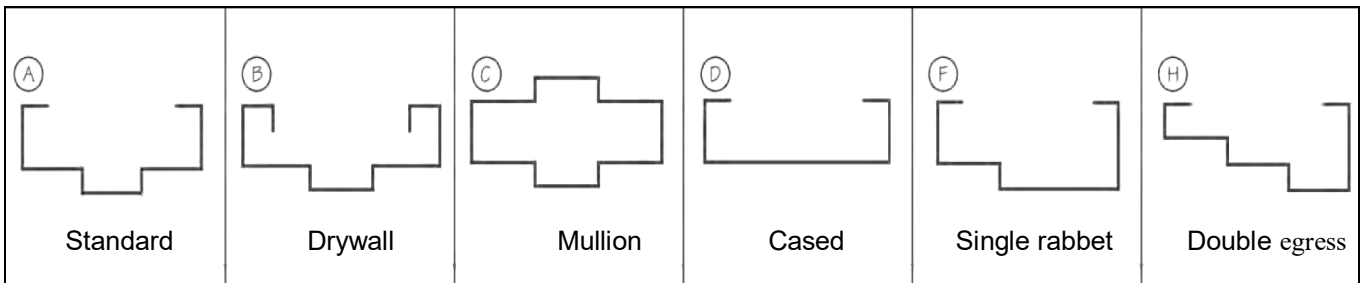
### Hollow Metal Frames



### Standard frame elevations

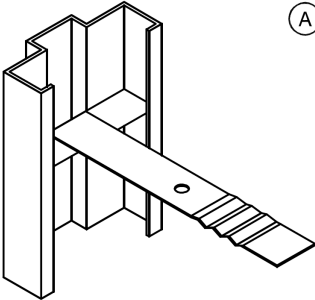
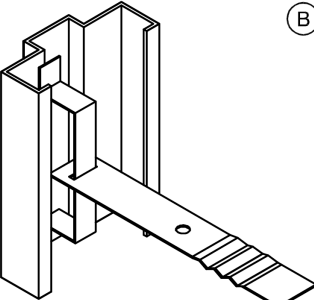
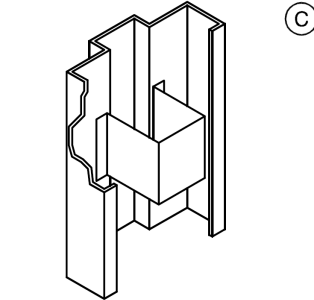
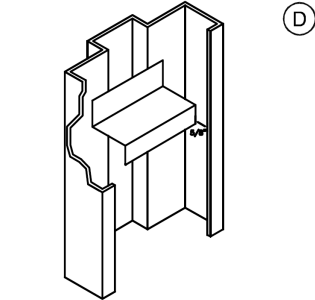
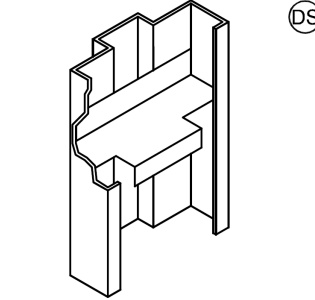
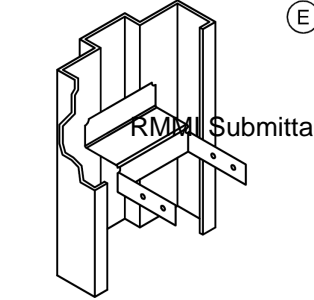
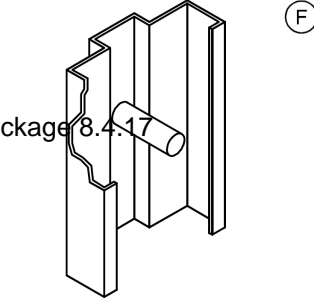
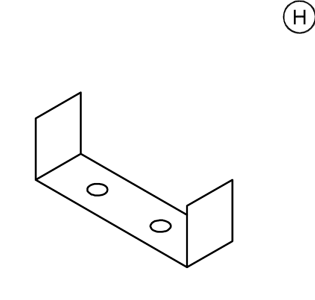
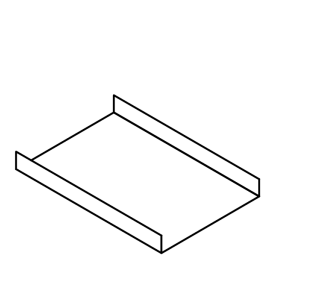
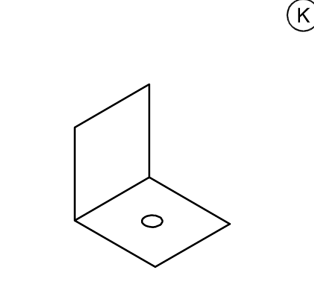
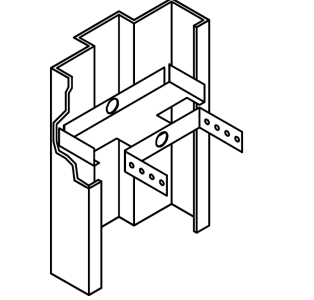
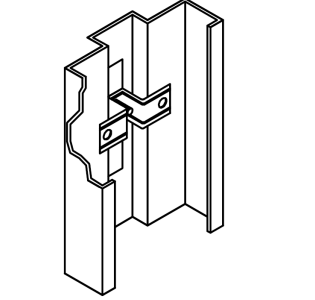


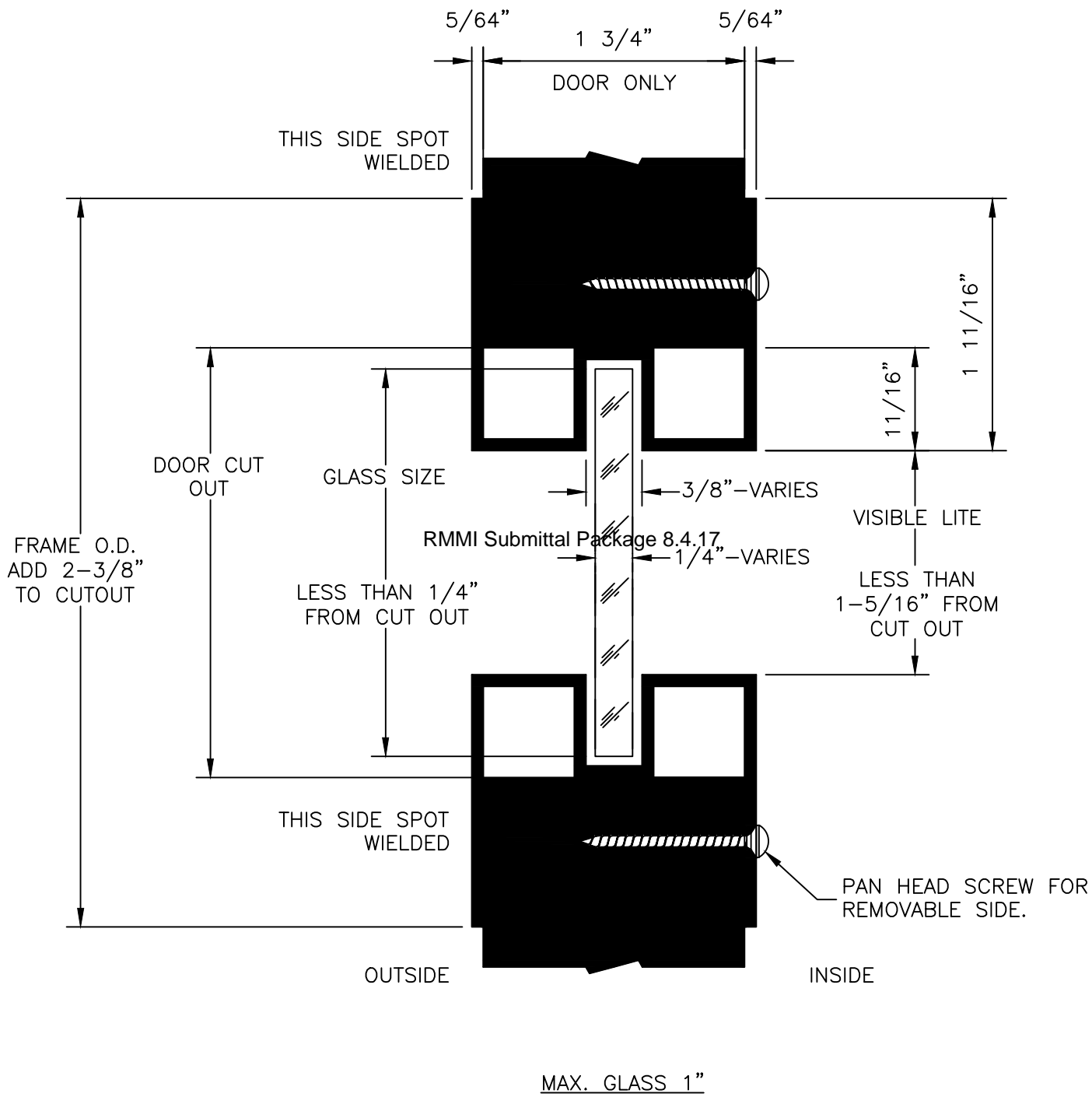
### Standard frame sections



# Hollow Metal Frames

## Standard Frame Anchors

 <p>(A)</p> <p>T-STRAP (MASONRY)</p>	 <p>(B)</p> <p>U.L. STRAP &amp; STIRRUP MASONRY</p>	 <p>(C)</p> <p>GROUTED</p>	 <p>(D)</p> <p>METAL CHANNEL STUD</p>
 <p>(DS)</p> <p>NOTE: ANCHOR IS FLUSH WITH RETURN</p>	 <p>(E)</p> <p>WOOD STUD</p>	 <p>(F)</p> <p>EWA</p>	 <p>(H)</p> <p>MULLION CLIP</p>
 <p>(K)</p> <p>SILL PLATE</p>	 <p>(K)</p> <p>FLOOR ANCHOR</p>	 <p>(K)</p> <p>SNAP IN</p>	 <p>(K)</p> <p>"CP"</p>



SCALE: 1'=1'-0"

Drawing Description

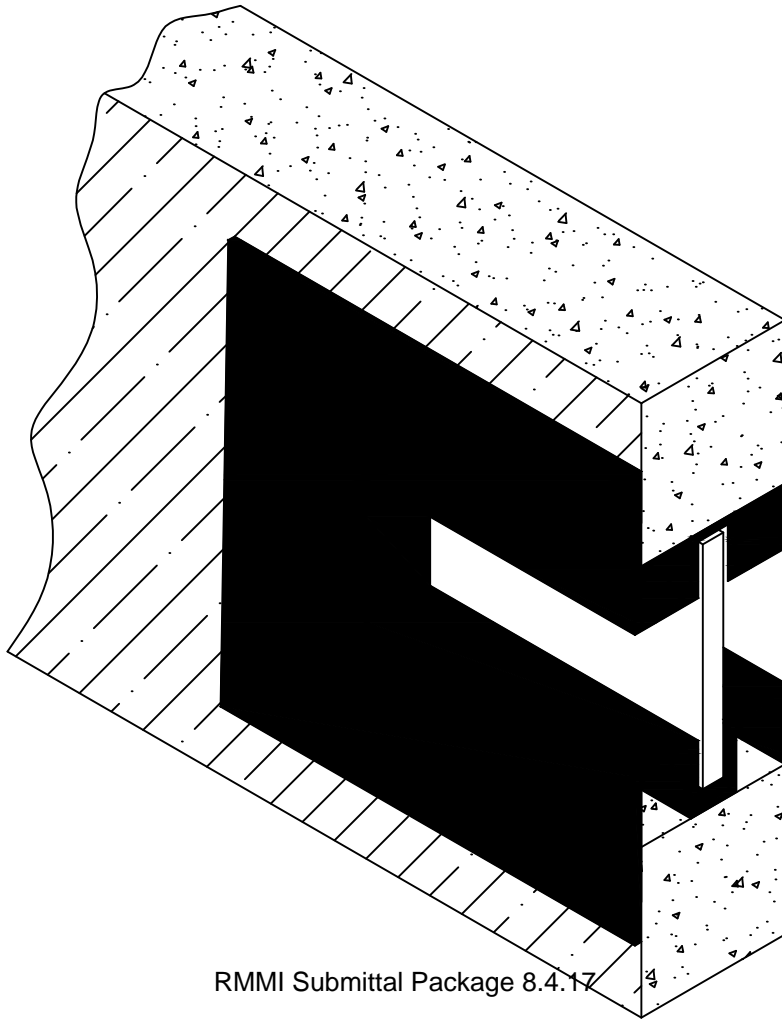
Date: 11/13/2015

18 GAGE STEEL LIGHT KIT

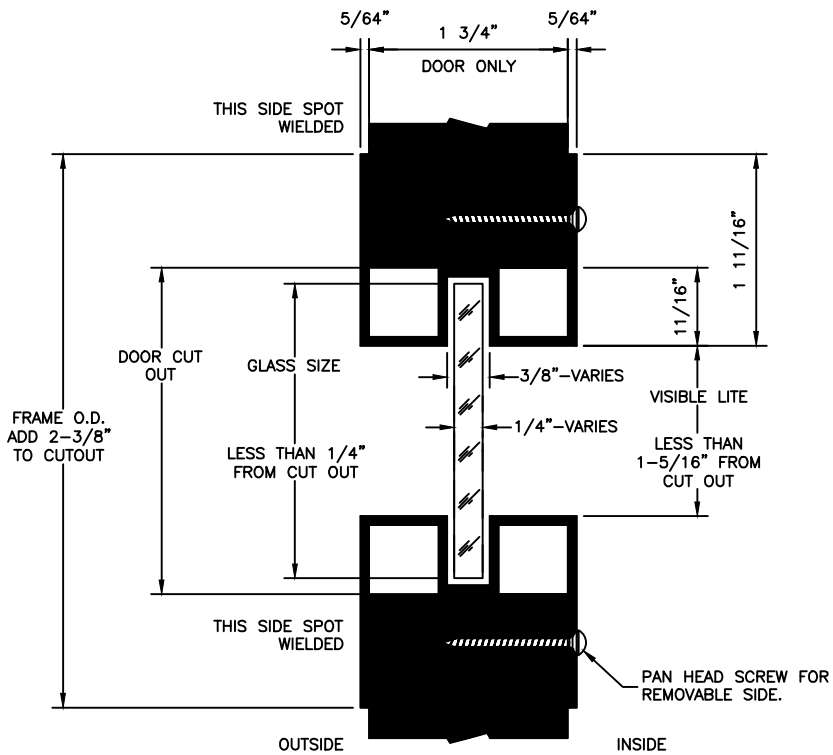
Sheet No. RMMI Submittal Package 8.4.17 p 1-8



PO BOX 1101 140 Coal St. Raton NM 87740  
Telephone (575) 445-2756 Fax (575) 445-2804



RMMI Submittal Package 8.4.17



SCALE: N.T.S.

Drawing Description

Date: 11/13/2015

# 18 GAGE STEEL LIGHT KIT

Sheet No. RMMI Submittal Package 8.4.17 p 1-8



PO BOX 1101 140 Coal St. Raton NM 87740  
Telephone (575) 445-2756 Fax (575) 445-2804